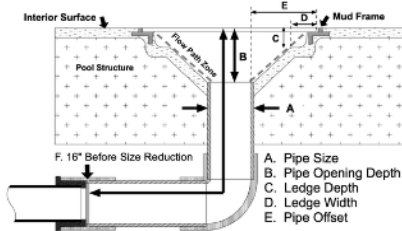


**DIRECTIONS:** Read and follow the instructions provided with the product. Never exceed a SOFA Model flow rating when the pool is in use. SOFA Covers shall only be installed over sumps that meet or exceed the minimum flow path zone defined by: minimum pipe size and sump exit orientation, and the minimum pipe depth. Please see page 2 of 2 for help determining the proper flow rating for any pipe size changes within 16 inches of the pool interior finish. AquaStar SOFA covers are authorized for use over any compatible manufactured or field-built sump (§ 3.5.1). Scan the QR code or visit: [www.aquastarpoolproducts.com/flowcode](http://www.aquastarpoolproducts.com/flowcode) for the most current version of these specifications, instructions, and product information.


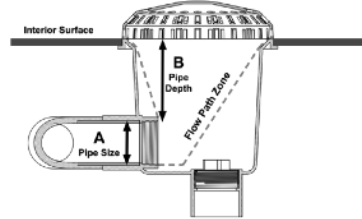
**Cover Model Number:**  
32CDFLVxxx



**FIGURE 1:**  
SOFA Model Number Key



**FIGURE 2:**  
Flow Path Zone



SOFA Model No.	(A) Pipe Size (Nominal)	(B) Pipe Depth (Minimum)	Orientation (Wall / Floor)	Flow Rating (GPM)	Head Loss Curve
32CDFLV-32f_A-2x2b_B2.98_C.95_D.2_E.475_F16	2" x 2 (b)	2.98"	Floor (f)	120	A
32CDFLV-32f_A-2x3b_B2.98_C.95_D.2_E.475_F16	2" x 3 (b)	2.98"	Floor (f)	150	B
32CDFLV-32f_A-2.5x2b_B2.98_C0.95_D0.2_E0.475_F16	2.5" x 2(b)	2.98"	Floor (f)	150	C
32CDFLV-32f_A-2.5x3b_B2.98_C0.95_D0.2_E0.475_F16	2.5" x 3(b)	2.98"	Floor (f)	200	D
32CDFLV-32w_A-2.5b_B2.98_C0.95_D0.2_E0.475_F16	2.5"(b)	2.98"	Wall (w)	120	G
32CDFLV-32w_A-2x2b_B2.98_C0.95_D0.2_E0.475_F16	2" x 2(b)	2.98"	Wall (w)	150	H

Note 1: "SOFA Model No" nomenclature; bottom pipe = (b), side pipe = (s). See Fig 1 for capital letters A through E

Note 2: Head loss inHg is measured 16 to 24 inches from the finish surface of the pool. Reference Fig 1 dimension F.

Note 3: AquaStar sump P/N: 32CDSBVxxx

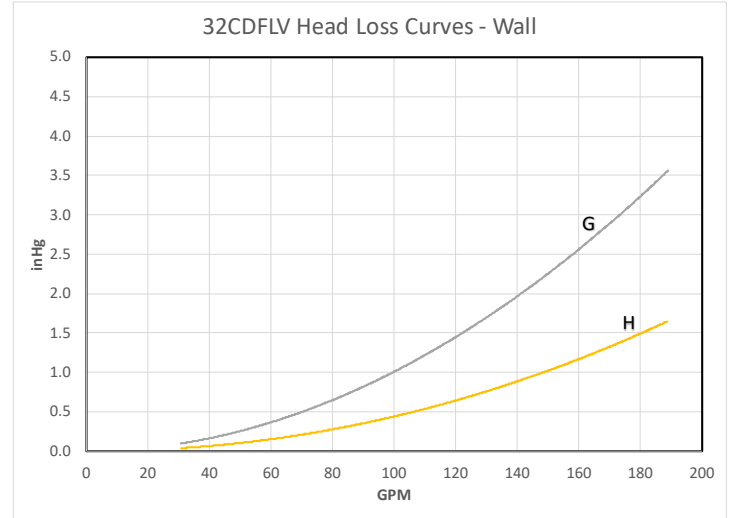
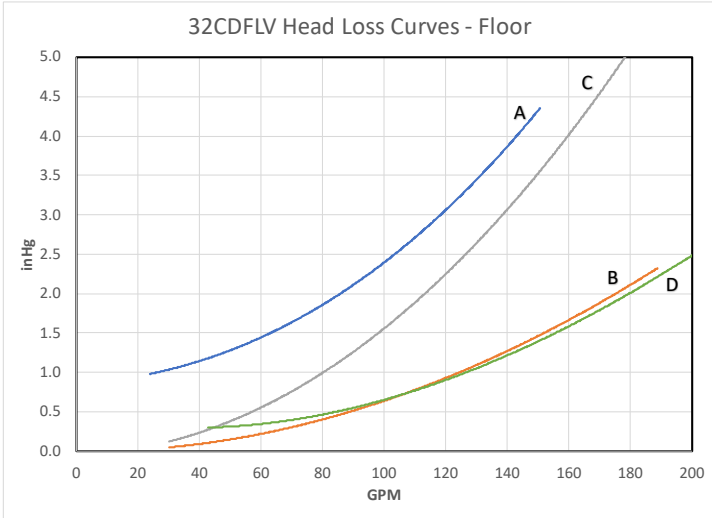


Revision Date: 04/02/2024 Sump specifications defined in conformance with ANSI/APSP/ICC-16 2017 (§ 3.5.1.1)

Copyright © 2024 AquaStar Pool Products, Inc. All rights reserved.

This document may be printed or shared freely, but the content may not be modified in any way.





**Order Part Number:**  
32CDFLVxxx



Cover with 3 Port Sump for Vinyl



**Flow Rating Determination for SOFA with Pipe Size Changes within the F limits**

AquaStar installation instructions allow the suction pipe sizes to increased or decrease within the F limit. When this is done, the SOFA flow rating is based on the smaller of the two pipe sizes. (§ 3.5.1.1).

- **Reduced Pipe Size:** When there is a reduction in pipe size within 16" as defined by the F limits, the flow rating for the SOFA shall be based on a smaller pipe size that is listed in the specifications table.
- **Increased Pipe Size:** When the pipe size is increased within the F limits, the rating for the SOFA does not increase, the SOFA rating shall be based on a smaller pipe size listed in the specifications table.